



OBJECTIVES

To develop the European survey on the employment condition of graduates and to cooperate with the European stakeholders for increasing the availability of comparable data and research on the employment condition of graduates in the 17 countries involved.

SOURCES

EUROGRADUATE Survey 2022



Please note that results in other reports or publications may diverge due to having used different data versions or other technological or methodological reasons. The 1.0.0 version of the EUROGRADUATE dataset has been used.

SURVEY 2022

EUROPEAN GRADUATES: AN INTERNATIONAL COMPARISON

EUROGRADUATE 2022 AND ITALY

COUNTRIES INVOLVED

17

Austria, Bulgaria, Croatia, Cyprus, Czech Republic, Estonia, Germany, Greece, Hungary, Italy, Lithuania, Malta, Norway, Portugal, Romania, Slovakia, Slovenia

CENSUS SURVEY

69,402

italian graduates of the 2017 solar year interviewed at 5 years from graduation

SAMPLE SURVEY

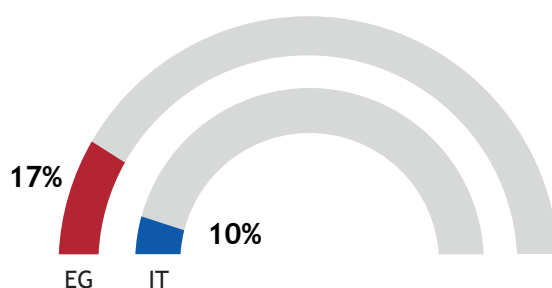
3,340

italian graduates of the 2020/2021 academic year interviewed at 1 year from graduation

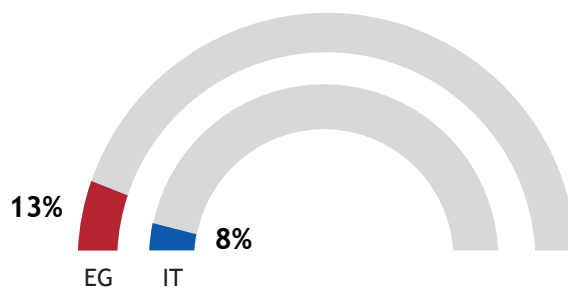
GRADUATES WITH ANY EXPERIENCE ABROAD DURING THE DEGREE PROGRAMME

BACHELOR

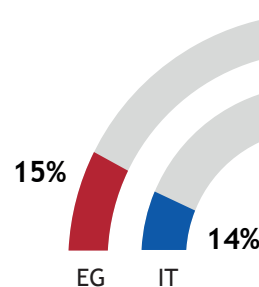
2016/2017
Graduates at
5 years from
graduation



2020/2021
Graduates at
1 year from
graduation



MASTER



The study experiences abroad at 5 years from graduation are more popular among **males**.

At **field of study** level, such experiences are more popular among graduates of the following fields of study: *Technology and Engineering; Language, Arts and Humanities*.



Funded by the European Union. Views and opinions expressed are however those of the authors only and do not necessarily reflect those of the European Union or EACEA. Neither the European Union nor the EACEA can be held responsible for them.

GRADUATES WITH WORKING EXPERIENCE DURING THE DEGREE PROGRAMME

BACHELOR

2016/2017
Graduates at
5 years from
graduation



2020/2021
Graduates at
1 year from
graduation



MASTER



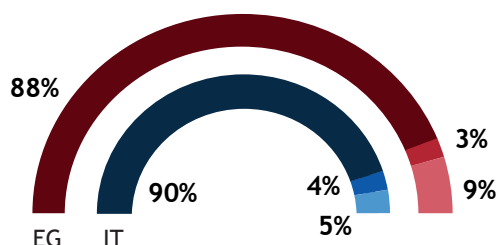
The working experiences during the degree programme are more popular among **females**, both at one and five years from graduation. At field of study level, such experiences are more popular among graduates of *Education and Teachers Training* field of study.

CURRENT EMPLOYMENT STATUS

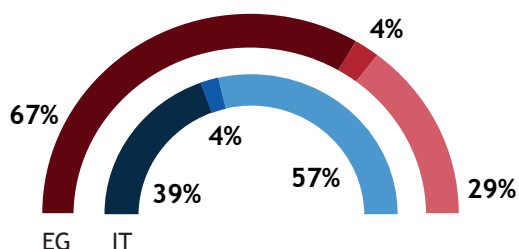
■ employed
■ unemployed
■ out of labour force

BACHELOR

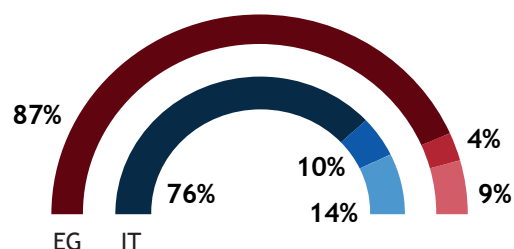
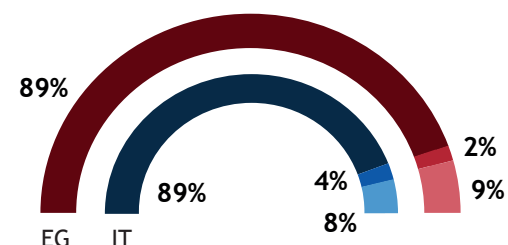
2016/2017
Graduates at
5 years from
graduation



2020/2021
Graduates at
1 year from
graduation



MASTER



Males are more employed than females, both at bachelor and master levels, at one and five years from graduation. At five years from graduation, the fields of study with the highest number of employed graduates are: *Technology and Engineering; Health*. At one year from graduation, the fields of study with the highest percentages of employed graduates are: *Health; Education and Teachers Training*.

JOB SECURITY OF CURRENT JOB

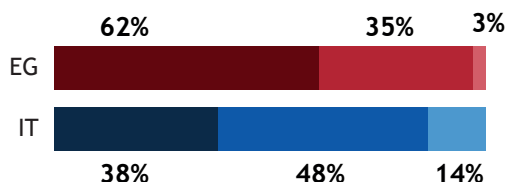
■ unlimited term
■ fixed-term
■ other

BACHELOR

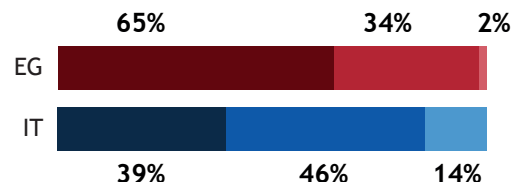
2016/2017
Graduates at
5 years from
graduation



2020/2021
Graduates at
1 year from
graduation



MASTER



The unlimited term contract is more popular among **males**, both at one and five years from graduation, at bachelor and master levels. At five years from graduation, the unlimited term contract is more popular among graduates of the following fields of study: *Technology and Engineering; Natural Sciences; Business, Administration, Law*. At one year from graduation, such type of contract is more popular among graduates of the following fields of study: *Health; Technology and Engineering*.